

## Anti-Human CXCL6/GCP-2 Antibody [PSH11-30] - BSA and Azide free (Capture)

# HA723314



<b>Product Type:</b>	Recombinant Rabbit monoclonal IgG, primary antibodies
<b>Species reactivity:</b>	Human
<b>Applications:</b>	ELISA(Cap)
<b>Clone number:</b>	PSH11-30

**Description:** The protein encoded by this gene is a member CXC chemokine family. The encoded protein is a chemotactic for neutrophil granulocytes and has antibacterial action against gram-negative and gram-positive bacteria. This gene and other members of the CXC chemokine gene family form a gene cluster in a region of chromosome 4q. Chemotactic for neutrophil granulocytes. Signals through binding and activation of its receptors (CXCR1 and CXCR2). In addition to its chemotactic and angiogenic properties, it has strong antibacterial activity against Gram-positive and Gram-negative bacteria (90-fold-higher when compared to CXCL5 and CXCL7).

**Immunogen:** Recombinant protein within Human CXCL6/GCP-2 aa 38-114 (HA211111).

**Positive control:** Recombinant Human CTGF protein (HA211111).

**Subcellular location:** Secreted.

**Database links:** SwissProt: P80162 Human

### Recommended Dilutions:

**ELISA(Cap)** Use at an assay dependent concentration. Can be paired for Sandwich ELISA with Rabbit monoclonal [PSH11-31] to Human CXCL6/GCP-2 antibody (Capture) (HA723315) and Recombinant Human CXCL6/GCP-2 protein (HA210888) as the standard. The reference range value is 15.6-2,000 pg/mL.

**Storage Buffer:** 1\*PBS (pH7.4).

**Storage Instruction:** Store at +4°C after thawing. Aliquot store at -20°C. Avoid repeated freeze / thaw cycles.

**Purity:** Protein A affinity purified.

Hangzhou Huaan Biotechnology Co., Ltd.

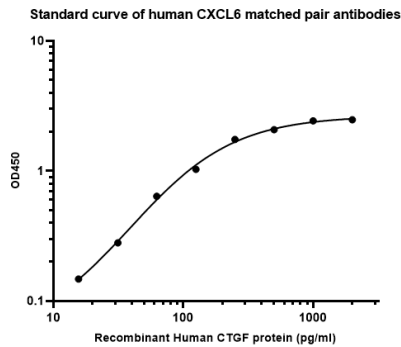
Orders:0086-571-88062880

Technical:0086-571-89986345

Service mail:support@huabio.cn

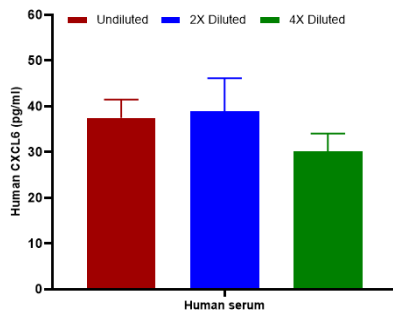
  
www.huabio.cn

## Images



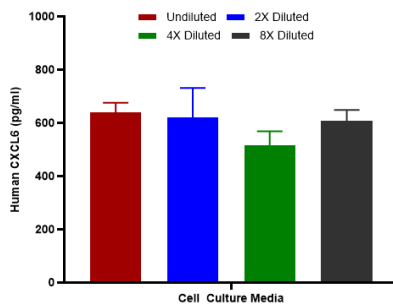
**Fig1:** Sandwich ELISA analysis of human CXCL6 matched pair antibodies

Elisa assay was performed by coating wells of a 96-well plate with 50  $\mu$ l per well of capture antibody (HA723314) diluted in carbonate/bicarbonate buffer, at a concentration of 2  $\mu$ g/ml overnight at 4 $^{\circ}$ C. Wells of the plate were washed, blocked with 150  $\mu$ l 0.05% tween-20 1% BSA blocking buffer, and incubated with serial diluted Recombinant Human CTGF protein (HA211111) starting from 2,000 pg/ml to 0 pg/ml and detect antibody (HA723315, Biotin, 0.2  $\mu$ g/ml) for 1 hour at 30 $^{\circ}$ C with shaking. Then the plate was washed and incubated with 50  $\mu$ l per well of SA-HRP for 0.5 hour at 30 $^{\circ}$ C with shaking. Detection was performed using an Ultra TMB Substrate for 10 minutes at room temperature in the dark. The reaction was stopped with sulfuric acid and absorbances were read on a spectrophotometer at 450 nm.



**Fig2:** Interpolated concentrations of native CXCL6 in human serum samples.

The concentrations of CXCL6 were measured in duplicates, interpolated from the CXCL6 standard curve and corrected for sample dilution. Undiluted samples are human serum 100%. The interpolated dilution factor corrected values are plotted (mean  $\pm$  SD, n=2). The mean CXCL6 concentration was determined to be 35.5 pg/ml in human serum.



**Fig3:** Interpolated concentrations of spiked CXCL6 in human cell culture media samples.

The concentrations of CXCL6 were measured in duplicates, interpolated from the CXCL6 standard curves and corrected for sample dilution. Undiluted samples are as follows: cell culture media 50%. The interpolated dilution factor corrected values are plotted (mean  $\pm$  SD, n=2).

---

**Note:** All products are "FOR RESEARCH USE ONLY AND ARE NOT INTENDED FOR DIAGNOSTIC OR THERAPEUTIC USE".

---

### Background References

1. Linge H.M., Collin M., Nordenfelt P., Morgelin M., Malmsten M., Egesten A. The human CXC chemokine granulocyte chemotactic protein 2 (GCP-2)/CXCL6 possesses membrane-disrupting properties and is antibacterial. *Antimicrob. Agents Chemother.* 52:2599-2607 (2008)
2. Proost P., Wuyts A., Conings R., Lenaerts J.-P., Billiau A., Opdenakker G., van Damme J. Human and bovine granulocyte chemotactic protein-2: complete amino acid sequence and functional characterization as chemokines. *Biochemistry* 32:10170-10177 (1993)

Hangzhou Huaan Biotechnology Co., Ltd.

Orders:0086-571-88062880

Technical:0086-571-89986345

Service mail:support@huabio.cn

 华安生物  
HUAABIO  
www.huabio.cn