

Anti-Human GITR Antibody [PSH05-64] - BSA and Azide free (Detector)

HA722384



Product Type:	Recombinant Rabbit monoclonal IgG, primary antibodies
Species reactivity:	Human
Applications:	ELISA(Det)
Clone number:	PSH05-64

Description: This gene encodes a member of the TNF-receptor superfamily. The encoded receptor has been shown to have increased expression upon T-cell activation, and it is thought to play a key role in dominant immunological self-tolerance maintained by CD25(+)CD4(+) regulatory T cells. Knockout studies in mice also suggest the role of this receptor is in the regulation of CD3-driven T-cell activation and programmed cell death. Three alternatively spliced transcript variants of this gene encoding distinct isoforms have been reported. Receptor for TNFSF18. Seems to be involved in interactions between activated T-lymphocytes and endothelial cells and in the regulation of T-cell receptor-mediated cell death. Mediated NF-kappa-B activation via the TRAF2/NIK pathway.

Immunogen: Recombinant protein within human GITR aa 26-162 (Extracellular).

Positive control: Recombinant standard Human GITR protein (HA210945).

Subcellular location: Cell membrane, Secreted.

Database links: SwissProt: Q9Y5U5 Human

Recommended Dilutions:

ELISA(Det) Use at an assay dependent concentration. Can be paired for Sandwich ELISA with Rabbit monoclonal [PSH05-63] to Human GITR (Capture) (HA722383) and recombinant standard Human GITR protein (HA210945). The reference range value is 37-3000pg/ml.

Storage Buffer: PBS (pH7.4).

Storage Instruction: Store at +4°C after thawing. Aliquot store at -20°C. Avoid repeated freeze / thaw cycles.

Purity: Protein A affinity purified.

Hangzhou Huaan Biotechnology Co., Ltd.

Orders:0086-571-88062880

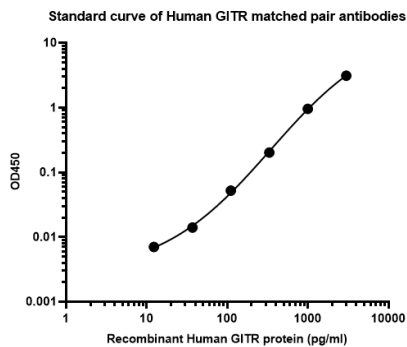
Technical:0086-571-89986345

Service mail:support@huabio.cn

 华安生物
HUABIO
www.huabio.cn

Images

Fig1: Sandwich ELISA analysis of human G1TR matched pair antibodies



Elisa assay was performed by coating wells of a 96-well plate with 100 μ l per well of capture antibody (HA722383) diluted in carbonate/bicarbonate buffer, at a concentration of 2 μ g/ml overnight at 4°C. Wells of the plate were washed, blocked with 150 μ l 0.05% tween-20 1% BSA blocking buffer, and incubated with serial diluted recombinant human G1TR protein (HA210945) starting from 3000 pg/ml to 0 pg/ml and detect antibody (HA722384, Biotin, 0.2 μ g/ml) for 1 hour at 30°C with shaking. Then the plate was washed and incubated with 100 μ l per well of SA-HRP for 0.5 hour at 30°C with shaking. Detection was performed using an Ultra TMB Substrate for 10 minutes at room temperature in the dark. The reaction was stopped with sulfuric acid and absorbances were read on a spectrophotometer at 450 nm.

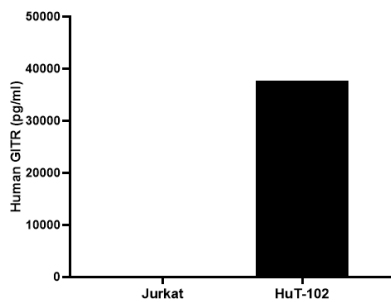


Fig2: Interpolated concentrations of native G1TR in Jurkat and HuT-102 cell extract samples based on a 1000 μ g/ml extract load.

The concentrations of G1TR were interpolated from the G1TR standard curve and corrected for sample dilution. The mean G1TR concentration was determined to be 37.69 ng/ml in HuT-102 cell extract. There was no detectable signal in Jurkat cell extract.

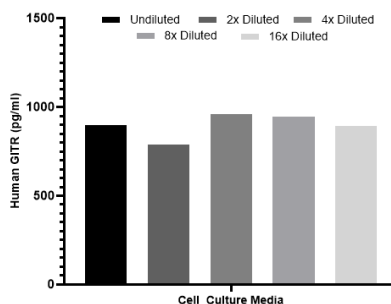


Fig3: Interpolated concentrations of spiked G1TR in human cell culture media samples.

The concentrations of G1TR were measured in duplicates, interpolated from the G1TR standard curves and corrected for sample dilution. Undiluted samples are as follows: cell culture media 50%.

Hangzhou Huaan Biotechnology Co., Ltd.

Orders:0086-571-88062880

Technical:0086-571-89986345

Service mail:support@huabio.cn

华安生物
HUABIO
www.huabio.cn

Note: All products are "FOR RESEARCH USE ONLY AND ARE NOT INTENDED FOR DIAGNOSTIC OR THERAPEUTIC USE".

Background References

1. Ming S., Yin H., Li X., Gong S., Zhang G., Wu Y. GITR Promotes the Polarization of TFH-Like Cells in *Helicobacter pylori*-Positive Gastritis. *Front Immunol* 12:736269-736269 (2021).
2. Bosmans L.A., Shami A., Atzler D., Weber C., Goncalves I., Lutgens E. Glucocorticoid induced TNF receptor family-related protein (GITR) - A novel driver of atherosclerosis. *Vascul Pharmacol* 139:106884-106884 (2021).

Hangzhou Huaan Biotechnology Co., Ltd.

Orders:0086-571-88062880

Technical:0086-571-89986345

Service mail:support@huabio.cn

 华安生物
HUAABIO
www.huabio.cn