

SOX9 Recombinant Antibody [SN74-09] - Mouse IgG1 (Chimeric) - BSA and Azide free

**HA610441**



<b>Product Type:</b>	Recombinant Chimeric Antibody, primary antibodies
<b>Species reactivity:</b>	Human, Mouse, Rat
<b>Applications:</b>	IHC-P
<b>Molecular Wt:</b>	Predicted band size: 56 kDa
<b>Clone number:</b>	SN74-09

**Description:** SOX-9 recognizes the sequence CCTTGAG along with other members of the HMG-box class DNA-binding proteins. It is expressed by proliferating but not hypertrophic chondrocytes that is essential for differentiation of precursor cells into chondrocytes and, with steroidogenic factor 1, regulates transcription of the anti-Müllerian hormone (AMH) gene. SOX-9 also plays a pivotal role in male sexual development; by working with Sf1, SOX-9 can produce AMH in Sertoli cells to inhibit the creation of a female reproductive system. It also interacts with a few other genes to promote the development of male sexual organs. The process starts when the transcription factor Testis determining factor (encoded by the sex-determining region SRY of the Y chromosome) activates SOX-9 activity by binding to an enhancer sequence upstream of the gene. Next, Sox9 activates FGF9 and forms feedforward loops with FGF9[ and PGD2. These loops are important for producing SOX-9; without these loops, SOX-9 would run out and the development of a female would almost certainly ensue. Activation of FGF9 by SOX-9 starts vital processes in male development, such as the creation of testis cords and the multiplication of Sertoli cells.

**Immunogen:** Recombinant protein within human SOX9 aa 140-340.

**Positive control:** Human Colon, Mouse Colon, Rat Colon.

**Subcellular location:** Nucleus.

**Database links:** SwissProt: P48436 Human | Q04887 Mouse | F1LYL9 Rat

**Recommended Dilutions:**

IHC-P 1:2,000

**Storage Buffer:** PBS (pH7.4).

**Storage Instruction:** Store at +4°C after thawing. Aliquot store at -20°C. Avoid repeated freeze / thaw cycles.

**Purity:** Protein A affinity purified.

Hangzhou Huaan Biotechnology Co., Ltd.

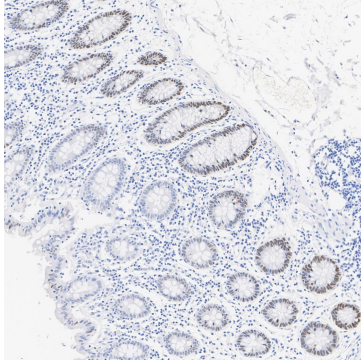
Orders:0086-571-88062880

Technical:0086-571-89986345

Service mail:support@huabio.cn

 华安生物  
HUABIO  
www.huabio.cn

## Images

**Fig1:** Application: Immunohistochemistry (IHC-P)

Species: Human

Tissue: Colon

Sample: Paraffin-embedded section

Antigen retrieval: Heat-mediated, Tris-EDTA buffer (pH 9.0), 20 minutes at 95°C.

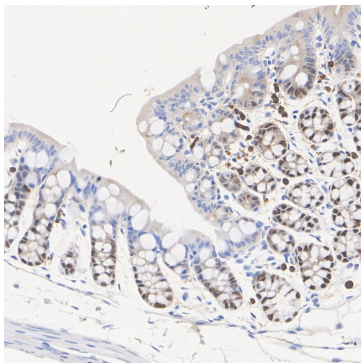
Wash buffer: 1× TBST

Endogenous peroxidase blocking: 3% H<sub>2</sub>O<sub>2</sub>, 10 minutes at room temperature.

Blocking: 1% BSA + 10% normal goat serum, 10 minutes at room temperature.

Primary antibody: HA610441, 1/2,000, 1 hour at room temperature.

Secondary antibody: HA1120, 20 minutes at room temperature.

**Fig2:** Application: Immunohistochemistry (IHC-P)

Species: Mouse

Tissue: Colon

Sample: Paraffin-embedded section

Antigen retrieval: Heat-mediated, Tris-EDTA buffer (pH 9.0), 20 minutes at 95°C.

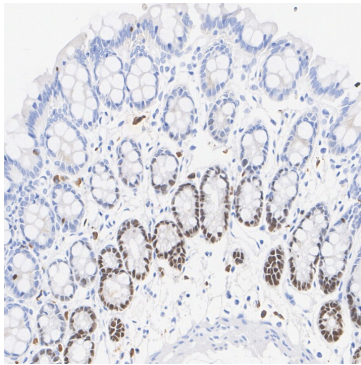
Wash buffer: 1× TBST

Endogenous peroxidase blocking: 3% H<sub>2</sub>O<sub>2</sub>, 10 minutes at room temperature.

Blocking: 1% BSA + 10% normal goat serum, 10 minutes at room temperature.

Primary antibody: HA610441, 1/2,000, 1 hour at room temperature.

Secondary antibody: HA1120, 20 minutes at room temperature.



**Fig3:** Application: Immunohistochemistry (IHC-P)

Species: Rat

Tissue: Colon

Sample: Paraffin-embedded section

Antigen retrieval: Heat-mediated, Tris-EDTA buffer (pH 9.0), 20 minutes at 95°C.

Wash buffer: 1× TBST

Endogenous peroxidase blocking: 3% H<sub>2</sub>O<sub>2</sub>, 10 minutes at room temperature.

Blocking: 1% BSA + 10% normal goat serum, 10 minutes at room temperature.

Primary antibody: HA610441, 1/2,000, 1 hour at room temperature.

Secondary antibody: HA1120, 20 minutes at room temperature.

**Note:** All products are "FOR RESEARCH USE ONLY AND ARE NOT INTENDED FOR DIAGNOSTIC OR THERAPEUTIC USE".

### Background References

1. Aggarwal S et al. SOX9 switch links regeneration to fibrosis at the single-cell level in mammalian kidneys. *Science*. 2024 Feb
2. Liu Y et al. Yap-Sox9 signaling determines hepatocyte plasticity and lineage-specific hepatocarcinogenesis. *J Hepatol*. 2022 Mar

Hangzhou Huaan Biotechnology Co., Ltd.

Orders:0086-571-88062880

Technical:0086-571-89986345

Service mail:support@huabio.cn

华安生物  
HUABIO  
www.huabio.cn