

## NF-M Recombinant Antibody [JM11-20] - Guinea pig IgG2 (Chimeric)

# HA601444



<b>Product Type:</b>	Recombinant Chimeric Antibody, primary antibodies
<b>Species reactivity:</b>	Mouse, Rat
<b>Applications:</b>	IHC-Fr, WB
<b>Molecular Wt:</b>	Predicted band size: 102 kDa
<b>Clone number:</b>	JM11-20

**Description:** Neurofilament-M (NF-M), for neurofilament medium polypeptide, a member of the intermediate filament family, is a major component of neuronal cytoskeletons. Neurofilaments are dynamic structures; they contain phosphorylation sites for a large number of protein kinases, including protein kinase A, protein kinase C, cyclin-dependent kinase 5, extracellular signal regulated kinase, glycogen synthase kinase-3, and stress-activated protein kinase gamma. In addition to their role in the control of axon caliber, neurofilaments may affect other cytoskeletal elements, such as microtubules and actin filaments. Changes in neurofilament phosphorylation or metabolism are frequently observed in neurodegenerative diseases, including amyotrophic lateral sclerosis (ALS), Parkinson's disease, and Alzheimer's disease.

**Immunogen:** Synthetic peptide within Human NEFM aa 651-692 / 916.

**Positive control:** Mouse cerebellum tissue, Rat cerebellum tissue, Mouse brain tissue lysate, Rat brain tissue lysate.

**Subcellular location:** Cell projection, Cytoplasm, Cytoskeleton, Intermediate filament.

**Database links:** SwissProt: P08553 Mouse | P12839 Rat

**Recommended Dilutions:**

IHC-Fr	1:500
WB	1:5,000

**Storage Buffer:** 1\*PBS (pH7.4), 0.1% BSA, 40% Glycerol, 0.2% Proclean 950.

**Storage Instruction:** Shipped at 4°C. Store at +4°C short term (1-2 weeks). It is recommended to aliquot into single-use upon delivery. Store at -20°C long term.

**Purity:** Protein A affinity purified.

Hangzhou Huaan Biotechnology Co., Ltd.

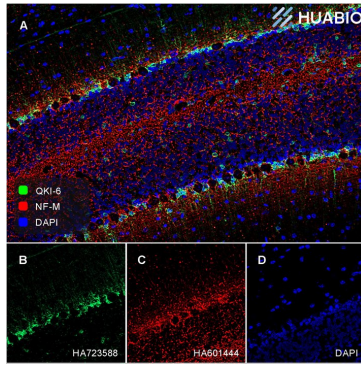
Orders:0086-571-88062880

Technical:0086-571-89986345

Service mail:support@huabio.cn

华安生物  
HUABIO  
www.huabio.cn

## Images

**Fig1:** Application: IHC-Fr

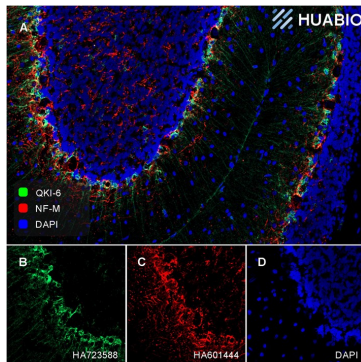
Species: Mouse

Site: cerebellum

Sample: Frozen section

Antibody concentration: 1/500 (NF-M, HA601444, Guinea pig, red); 1/500 (QKI-6, HA723588, Rabbit, green)

Antigen retrieval: Not required

**Fig2:** Application: IHC-Fr

Species: Rat

Site: cerebellum

Sample: Frozen section

Antibody concentration: 1/500 (NF-M, HA601444, Guinea pig, red); 1/500 (QKI-6, HA723588, Rabbit, green)

Antigen retrieval: Not required

**Fig3:** Western blot analysis of NF-M on different lysates with Guinea pig anti-NF-M antibody (HA601444) at 1/5,000 dilution.

Lane 1: Mouse brain tissue lysate

Lane 2: Mouse liver tissue lysate (negative)

Lane 3: Rat brain tissue lysate

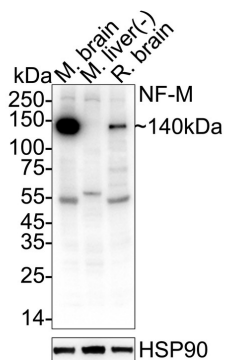
Lysates/proteins at 20 µg/Lane.

Predicted band size: 102 kDa

Observed band size: 140 kDa

Exposure time: 8 seconds; ECL: K1801;

4-20% SDS-PAGE gel.



Proteins were transferred to a PVDF membrane and blocked with 5% NFDN/TBST for 1 hour at room temperature. The primary antibody (HA601444) at 1/5,000 dilution was used in primary antibody dilution (K1803) at 4°C overnight. Rabbit anti-Guinea pig IgG H&L - HRP Secondary Antibody (HA1021) at 1/5,000 dilution was used for 1 hour at room temperature.

Hangzhou Huaan Biotechnology Co., Ltd.

Orders:0086-571-88062880

Technical:0086-571-89986345

Service mail:support@huabio.cn

  
 华安生物
   
 HUABIO
   
 www.huabio.cn

---

**Note:** All products are "FOR RESEARCH USE ONLY AND ARE NOT INTENDED FOR DIAGNOSTIC OR THERAPEUTIC USE".

---

### Background References

1. Li D et al. NEFM DNA methylation correlates with immune infiltration and survival in breast cancer. Clin Epigenetics. 2021 May
2. Sohrabi N et al. Regulatory Role of Insulin on Endogenous L1 ORF1 and NEFM Gene Expression through PI3K Signaling Pathway Specifically in Neuroblastoma Cell Line. Iran J Public Health. 2023 Mar

**Hangzhou Huaan Biotechnology Co., Ltd.**

Orders:0086-571-88062880

Technical:0086-571-89986345

Service mail:support@huabio.cn

 华安生物  
HUAABIO  
www.huabio.cn